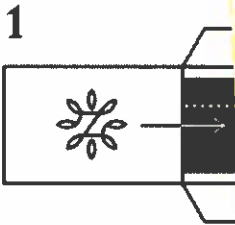


Foam Mattress Instructions

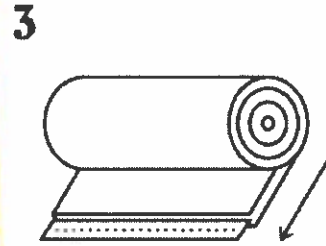


ZINUS

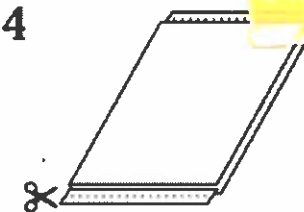


1
Lay the box on its side in your room.
Remove bagged mattress.

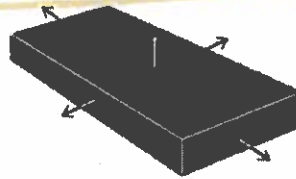
- NO warnings about fiberglass or removing the cover



3
Roll out the compressed mattress
on to a clean, flat surface.



4
Carefully cut open the CLEAR plastic
bag along the edges. The mattress
instantly begins to decompress. Remove
and recycle the plastic bag.



Please read the reverse side of this card
for important instructions. Allow bed to
fully recover before adding bed linens.
Use on any flat support surface. Enjoy.

If you have any questions about your
super-comfy new mattress, our friendly
customer service team would love to
answer them. Or if by some chance you
have a warranty issue, we can take care
of that too.

1.800.613.1225

customerservice@zinusinc.com

Don't forget to register your mattress
at www.zinus.com/resources/register to
receive up-to-date warranty and product
information.

Page 1 of 2

Foam Mattress Instructions



ZINUS

- Please remove from packaging within 72 hours of receipt to make sure your mattress can grow to its full potential.
- Your mattress has been under a lot of pressure recently and may lash out if not unwrapped carefully. Please give him/her some space for 24-48 hours. This will give your mattress time to relax and decompress.
- Also, please be sensitive if your mattress has an odor after being set free. Being sealed in plastic on a long trip can make anyone a little fragrant. So no harsh words about the smell for a few hours. You wouldn't want to offend your new best friend.
- That calming sensation that's just washed over you? That's probably the green tea extract we infuse into all of our foam. It's just one of several natural materials we use to eliminate the bad and put your mind at ease.

Even more official legal stuff:

First off, let us thank you again for your purchase. You have excellent taste. Your new mattress may initially have a slight odor which is completely normal with newly manufactured foam. Most importantly, the odor is not hazardous or otherwise harmful. We recommend that you place your mattress in a well-ventilated area after removing all packaging components. Please allow up to 72 hours for the odor to completely dissipate. Please allow 24 hours at room temperature for the surface to return to its normal feel.